

District Summary

September 2014

District	Situation Type	Dollar Loss	# of Incid's	F.S. Injury	Civ. Injury	F.S. Death	Civ. Death
	321 EMS call, excluding vehicle accident wit		1	0	0	0	0
	Totals for All Non-Fire in District:		1	0	0	0	0
	Totals for All Incidents in District		1	0	0	0	0
1-A	321 EMS call, excluding vehicle accident wit		11	0	0	0	0
1-A	400 Hazardous condition, other		1	0	0	0	0
1-A	424 Carbon monoxide incident		2	0	0	0	0
1-A	522 Water or steam leak		1	0	0	0	0
1-A	650 Steam, other gas mistaken for smoke, oth		1	0	0	0	0
	Totals for All Non-Fire in District:		16	0	0	0	0
	Totals for All Incidents in District		16	0	0	0	0
1-B	321 EMS call, excluding vehicle accident wit		2	0	0	0	0
1-B	413 Oil or other combustible liquid spill		1	0	0	0	0
1-B	500 Service Call, other		2	0	0	0	0
	Totals for All Non-Fire in District:		5	0	0	0	0
	Totals for All Incidents in District		5	0	0	0	0
10	321 EMS call, excluding vehicle accident wit		14	0	0	0	0
	Totals for All Non-Fire in District:		14	0	0	0	0
	Totals for All Incidents in District		14	0	0	0	0
11	322 Vehicle accident with injuries		1	0	0	0	0
	Totals for All Non-Fire in District:		1	0	0	0	0
	Totals for All Incidents in District		1	0	0	0	0
2-A	321 EMS call, excluding vehicle accident wit		9	0	0	0	0
2-A	400 Hazardous condition, other		1	0	0	0	0
2-A	424 Carbon monoxide incident		2	0	0	0	0
2-A	550 Public service assistance, other		1	0	0	0	0
2-A	554 Assist invalid		2	0	0	0	0
2-A	700 False alarm or false call, other		1	0	0	0	0
2-A	736 CO detector activation due to malfuncio		1	0	0	0	0
2-A	740 Unintentional transmission of alarm, oth		1	0	0	0	0
2-A	743 Smoke detector activation, no fire - uni		1	0	0	0	0
	Totals for All Non-Fire in District:		19	0	0	0	0
	Totals for All Incidents in District		19	0	0	0	0
2-B	321 EMS call, excluding vehicle accident wit		4	0	0	0	0

District Summary

September 2014

District	Situation Type	Dollar Loss	# of Incid's	F.S. Injury	Civ. Injury	F.S. Death	Civ. Death
Totals for All Non-Fire in District:			4	0	0	0	0
Totals for All Incidents in District			4	0	0	0	0
3-A	321 EMS call, excluding vehicle accident wit		10	0	0	0	0
Totals for All Non-Fire in District:			10	0	0	0	0
Totals for All Incidents in District			10	0	0	0	0
3-B	321 EMS call, excluding vehicle accident wit		11	0	0	0	0
3-B	322 Vehicle accident with injuries		3	0	0	0	0
3-B	500 Service Call, other		2	0	0	0	0
3-B	510 Person in distress, other		1	0	0	0	0
3-B	511 Lock-out		3	0	0	0	0
3-B	554 Assist invalid		2	0	0	0	0
3-B	600 Good intent call, other		1	0	0	0	0
3-B	740 Unintentional transmission of alarm, oth		1	0	0	0	0
3-B	743 Smoke detector activation, no fire - uni		4	0	0	0	0
3-B	745 Alarm system sounded, no fire - unintent		1	0	0	0	0
Totals for All Non-Fire in District:			29	0	0	0	0
Totals for All Incidents in District			29	0	0	0	0
4-A	240 Explosion (no fire), other		1	0	0	0	0
4-A	321 EMS call, excluding vehicle accident wit		12	0	0	0	0
4-A	322 Vehicle accident with injuries		1	0	0	0	0
4-A	554 Assist invalid		3	0	0	0	0
4-A	740 Unintentional transmission of alarm, oth		1	0	0	0	0
Totals for All Non-Fire in District:			18	0	0	0	0
Totals for All Incidents in District			18	0	0	0	0
4-B	311 Medical assist, assist EMS crew		1	0	0	0	0
4-B	321 EMS call, excluding vehicle accident wit		10	0	0	0	0
4-B	322 Vehicle accident with injuries		2	0	0	0	0
4-B	500 Service Call, other		1	0	0	0	0
4-B	511 Lock-out		3	0	0	0	0
4-B	522 Water or steam leak		1	0	0	0	0
4-B	551 Assist police or other governmental agen		2	0	0	0	0
4-B	554 Assist invalid		4	0	0	0	0
4-B	611 Dispatched & canceled en route		1	0	0	0	0
4-B	652 Steam, vapor, fog or dust thought to be		1	0	0	0	0

District Summary


September 2014

District	Situation Type	Dollar Loss	# of Incid's	F.S. Injury	Civ. Injury	F.S. Death	Civ. Death
4-B	743	Smoke detector activation, no fire - uni	1	0	0	0	0
Totals for All Non-Fire in District:			27	0	0	0	0
Totals for All Incidents in District			27	0	0	0	0
Grand Total for All Incidents			144	0	0	0	0

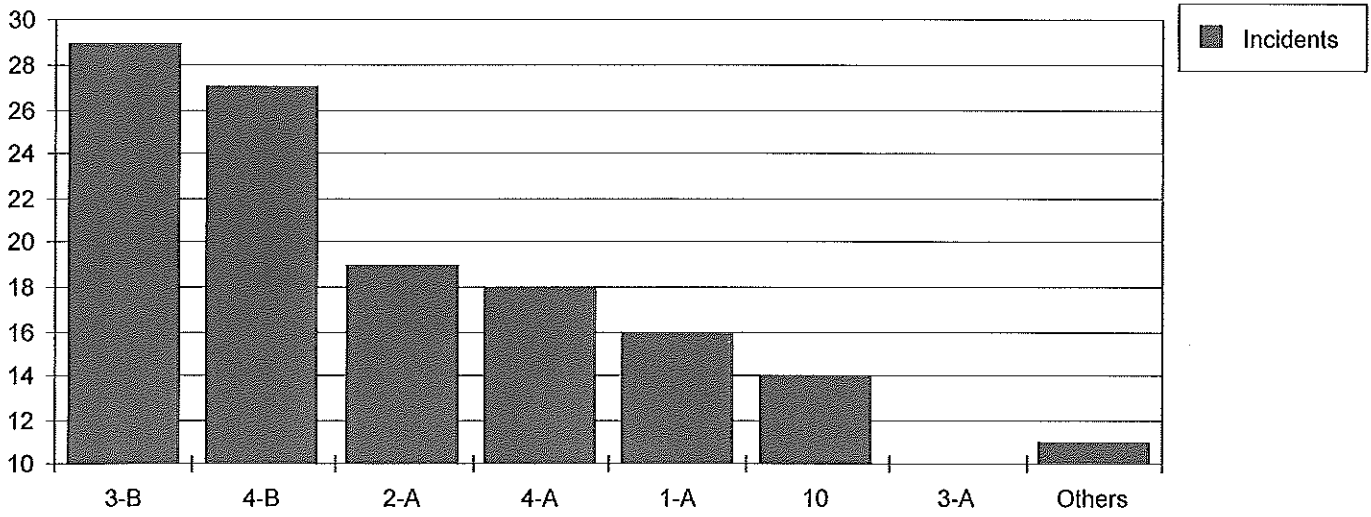
District Summary

September 2014

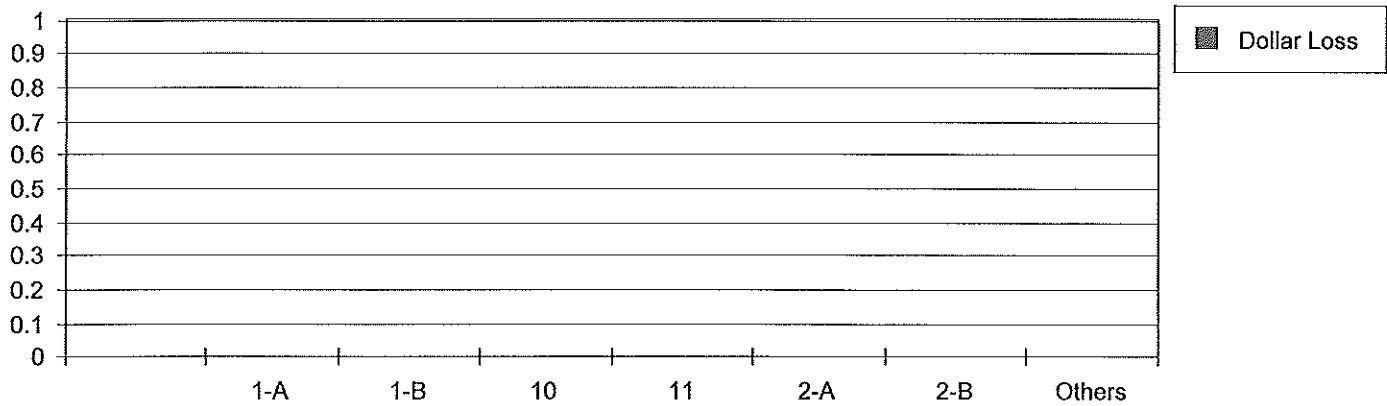
Number of Fires by District



Number of Non-fires by District



Total Dollar Loss by District



Run Report - District Index

<u>District</u>	<u>Area located</u>
1 A	Canfield City - Southwest quadrant
1B	Canfield Twp - Southwest quadrant
2A	Canfield City – Northwest quadrant
2B	Canfield Twp - Northwest quadrant
3A	Canfield City - Northeast quadrant
3B	Canfield Twp - Northeast quadrant
4A	Canfield City - Southeast quadrant
4B	Canfield Twp - Southeast quadrant
5	Austintown Twp.
6	Beaver Twp.
7	Green Twp.
8	Ellsworth Twp.
9	Boardman Twp.
10	Canfield Fair Grounds